

Creating a Parent Account for Canvas

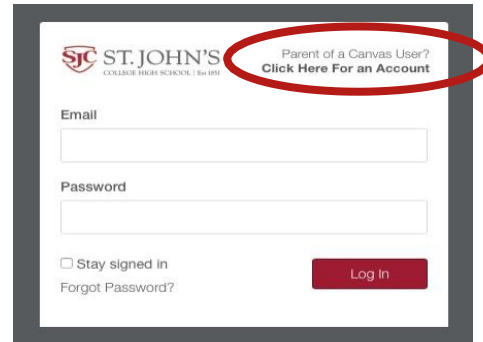
Parents should create an account while sitting with their student.

SJC teachers will all use the learning management system Canvas by Instructure. Parents should create an account in order to see your student's course assignments and announcements. Teachers may grade some assignments in Canvas, but PowerSchool is the final and most comprehensive source for your student's grade.

Setting up a parent account:

Step 1: Use a **web browser on a laptop or desktop** to create and setup your account. Once your account is created, you can download the iOS or Android Canvas Parent App if you would like.

Please Go to: <https://stjohnschs.instructure.com> and Click on the *Parent of a Canvas User* banner.

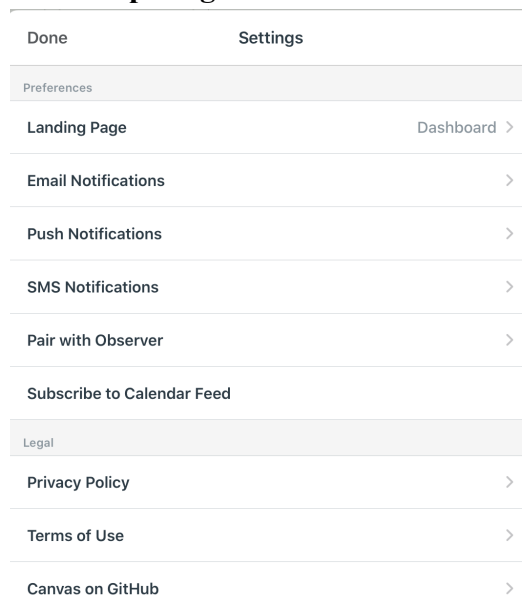
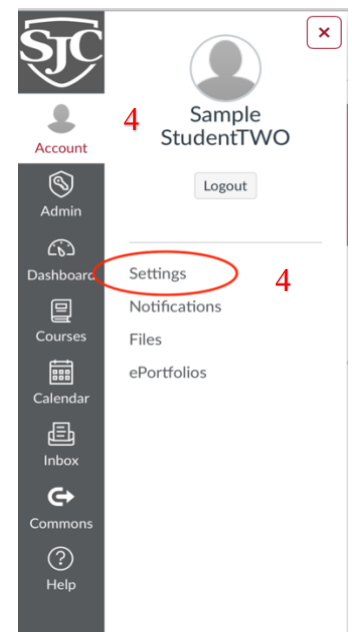


Step 2: You will be taken to the Parent Signup page. Here you will enter your name and email address to create your account.

Step 3: Canvas now requires a Student Pairing code to connect your student's Canvas account to yours.

Step 4: Navigate to **Settings** in your student's Canvas account and click on **Pair with Observer**.

Step 5: Input the pairing code provided into the **Student Pairing Code** field then click **Start Participating**.



If you have multiple students at St. John's, you can input multiple pairing codes into one parent account.